



ISO 9001:2015 CERTIFIED COMPANY



consistently

contributing to
vehicular
CONVENIENCES

MRP LIST
EFFECTIVE FROM
15-6-2019 (REV.01)

COMBINATION SWITCHES AND SPARE PARTS OF SWITCHES FOR MARUTI VEHICLES

PROD. NO.	DESCRIPTION	COUPLER	CABLE	APPLICATION	MRP(INR)	STD.PKG
AI - 401	COMB. SW. (2 SPEED) WIPER	6 + 13	6 + 12	CAR (FRONTIE) TYPE - 1	625/-	24
AI - 402	COMB. SW. (3 SPEED) WIPER	6 + 13	6 + 12	CAR (FRONTIE) TYPE - 2	900/-	24
AI - 403	COMBINATION SWITCH	6 + 12	6 + 12	VAN (OMNI) TYPE - 1	625/-	24
AI - 404	COMBINATION SWITCH	6 + 13	6 + 12	VAN (OMNI) TYPE - 2	625/-	24
AI - 407	COMBINATION SWITCH	6 + 13	6 + 12	VAN (OMNI) TYPE - 3	625/-	24
AI - 408	COMB SW (3 SPEED) WIPER	6 + 13	6 + 12	CAR (FRONTIE) TYPE - 3	900/-	24
AI - 431	COMBINATION SWITCH	6 + 13	6 + 12	GYPSY TYPE - 1	650/-	24
AI - 432	COMBINATION SWITCH	6 + 13	6 + 12	GYPSY TYPE - 2	655/-	24
AI - 491	COMBINATION SWITCH WITH HAZARD SWITCH			ALTO / WAGON - R	1250/-	20
AI - 492	COMBINATION SWITCH WITHOUT HAZARD SWITCH			ALTO / WAGON - R	1250/-	20
AI - 493	COMBINATION SWITCH WITH HAZARD SWITCH			EECO	1160/-	20
AI - 494	COMBINATION SWITCH			ZEN TYPE - 1	1390/-	24
AI - 495	COMBINATION SWITCH			ZEN TYPE - 2	1390/-	24
AI - 401 HC	HORN CONTACT			MARUTI / TATA-ACE & MAGIC	37/-	
AI - 401 DCL	DIPPER CONTACT STRIP LONG				40/-	
AI - 401 DCS	DIPPER CONTACT STRIP SHORT				37/-	

COMBINATION SWITCHES AND SPARE PARTS OF SWITCHES FOR MAHINDRA VEHICLES

PROD. NO.	DESCRIPTION	COUPLER	CABLE	APPLICATION	MRP(INR)	STD.PKG
AI - 411	COMB. SW. WITHOUT COVER (HAZARD SWITCH ON TOP)	4+6+8	4+6+8	COMMANDER	900/-	20
AI - 412	COMB. SW. WITH COVER (HAZARD SWITCH ON TOP)	4+6+8	4+6+8	COMMANDER	1070/-	10
AI - 413	COMB. SW. WITHOUT COVER (HAZARD SWITCH ON BOTTOM)	4+6+8	4+6+8	ARMADA	900/-	20
AI - 414	COMB. SW. WITH COVER (HAZARD SWITCH ON BOTTOM)	4+6+8	4+6+8	ARMADA	1070/-	10

COMBINATION SWITCHES AND SPARE PARTS OF SWITCHES FOR MAHINDRA VEHICLES

PROD. NO.	DESCRIPTION	COUPLER	CABLE	APPLICATION	MRP(INR)	STD.PKG
AI - 415	COMB. SW. WITHOUT COVER (HAZARD SWITCH ON BOTTOM)	4+6+8	4+6+8	BOLERO GLX	780/-	20
AI - 416	COMB. SW. WITH SIDE IGN. COVER (HAZARD SWITCH ON BOTTOM)	4+6+8	4+6+8	BOLERO GLX	1020/-	10
AI - 417	COMB. SW. WITH SIDE IGN. COVER & BKT. (HAZARD SWITCH ON BOTTOM)	4+6+8	4+6+8	BOLERO GLX MAJOR	1100/-	10
AI - 418	COMB. SW. WITH COVER (HAZARD SWITCH ON BOTTOM)	4+6+8	4+6+8	MARSHALL / PICK-UP MAX	1070/-	10
AI - 433	COMB. SW. (W/O. COVER & BKT.)	4+6+8	4+5+8	LOAD KING	780/-	24
AI - 435	COMB. SW (WITH COVER & BKT)	4+6+8	4+5+8	LOAD KING	1100/-	10
AI - 436	COMB. SW. WITHOUT COVER (HAZARD SWITCH ON TOP)	4+6+8	4+6+8	BOLERO	780/-	24
AI - 437	COMB. SW. WITH SIDE IGN. COVER (HAZARD SWITCH ON TOP)	4+6+8	4+6+8	BOLERO MAXI TRUCK	1020/-	10
AI - 438	COMB. SW. W/O. COVER	4+6+8	1+6+8	BOLERO SLX CARGO	675/-	24
AI - 439	COMB. SW. (W/O. COVER & BKT.)	9 + 8	9 + 8	CAMPER	780/-	20
AI - 441	COMBINATION SWITCH			MAXIMO / MAXIMO	835/-	24
AI - 441 A	HEAD LIGHT SWITCH UNIT ASSY.			VAN/SUPRO/SUPRO MAXI	450/-	
AI - 441 B	WIPER SWITCH UNIT ASSY.			TRUCK / SUPRO MINI VAN	415/-	
AI - 443	COMBINATION SWITCH (WIPER - 10 + HEADLIGHT 9 = 19 PINS)			BOLERO NEW MODEL (EXCEPT ZLX) PICK-UP TRUCK NEW MODEL / THAR 2ND GEN 2015 ONWARDS	890/-	24
AI - 444	COMBINATION SWITCH WITH REAR WIPER (WIPER - 10 + HEADLIGHT 9 = 19 PINS)			BOLERO : 1 GEN (2012)/ 2ND GEN ZLX (2011 ONWARDS) / POWER + ZLX (2016 ONWARDS)	945/-	24
AI - 445	COMBINATION SWITCH (WIPER - 10 + HEADLIGHT 9 = 19 PINS)			SCORPIO : 1ST GEN. 2ND GEN / XYLO 1ST GEN, 2ND GEN, 3RD GEN / GENIO DC, SC/IMPERIO DC, SC/KUV 100	900/-	24
AI - 446	COMBINATION SWITCH (WIPER - 10 + HEADLIGHT 9 = 19 PINS)			KUV 100 K2/K4+	895/-	24
AI - 447	COMBINATION SWITCH WITH REAR WIPER (WIPER - 10 + HEADLIGHT 9 = 19 PINS)			KUV 100 K6 / K6 +	1050/-	24

COMBINATION SWITCHES AND SPARE PARTS OF SWITCHES FOR MAHINDRA VEHICLES

PROD. NO.	DESCRIPTION	APPLICATION	MRP(INR)	STD.PKG
AI - 456	COMBINATION SWITCH	SCORPIO - TYPE 1	1040/-	24
AI - 456 A	HEAD LIGHT SWITCH UNIT ASSY.		500/-	
AI - 456 B	WIPER SWITCH UNIT ASSY.		500/-	
AI - 412 D	COVER FOR COMBINATION SWITCH	COMMANDER	160/-	
AI - 414 D	COVER FOR COMBINATION SWITCH	ARMADA	160/-	
AI - 416 D	COVER FOR COMBINATION SWITCH	BOLERO	160/-	
AI - 411 HC	HORN CONTACT	COMMANDER / BOLERO / ARMADA	40/-	
AI - 412 RB	RUBBER BELLOW	COMMANDER / BOLERO / ARMADA	32/-	

SWITCHES AND SPARE PARTS OF SWITCHES FOR TATA MOTORS VEHICLES

PROD. NO.	DESCRIPTION	COUPLER	CABLE	APPLICATION	MRP(INR)	STD.PKG
AI - 421	COMBINATION SWITCH	18	16	ACE	680/-	24
AI - 422	COMBINATION SWITCH	18	18	MAGIC	700/-	24
AI - 423	COMBINATION SWITCH	18	17	SUMO / SPACIO	865/-	24
AI - 424	COMBINATION SWITCH	9+8	9+8	TATA 407 (OLD MODEL)	865/-	24
AI - 425	COMBINATION SWITCH	20	19	207 / 407NM / SPACIO / 709 / 909 / 1109 & MARCOPOLO	895/-	24
AI - 428	COMBINATION SWITCH	20	18	TATA EX - HCV	1125/-	15
AI - 429	COMBINATION SWITCH	20	18	1618 / 2518 / 3518 / 3118 / AGRO PACK	1100/-	28
AI - 451	COMBINATION SWITCH			INDICA / INDIGO (OLD)	890/-	24
AI - 451 A	HEAD LIGHT SWITCH UNIT ASSY.			207 DI	425/-	
AI - 451 B	WIPER SWITCH UNIT ASSY.			INDICA / INDIGO (NEW) / CS / E CS	425/-	
AI - 452	COMBINATION SWITCH			INDICA (NEW)	935/-	24

COMBINATION SWITCHES FOR HONDA VEHICLES

PROD. NO.	DESCRIPTION	APPLICATION	MRP(INR)	STD.PKG
AI - 601 A	HEAD LIGHT SWITCH UNIT W/O FOG LAMP	HONDA CITY	1150/-	
AI - 602 A	HEAD LIGHT SWITCH UNIT WITH FOG LAMP	HONDA CITY	1200/-	

COMBINATION SWITCHES FOR HYUNDAI VEHICLES

PROD. NO.	DESCRIPTION	APPLICATION	MRP(INR)	STD.PKG
AI - 485	COMBINATION SWITCH	SANTRO TYPE 1	1135/-	20
AI - 486	COMBINATION SWITCH	SANTRO TYPE 2	1135/-	20
AI 483 A	HEAD LIGHT SWITCH UNIT ASSY.	ACCENT	1300/-	
AI - 484 A	HEAD LIGHT SWITCH UNIT ASSY.	VERNA (OLD) / GETZ	1300/-	

COMBINATION SWITCHES FOR EICHER VEHICLES

PROD. NO.	DESCRIPTION	APPLICATION	MRP(INR)	STD.PKG
AI - 487	COMBINATION SWITCH	CANTER	1480/-	20
AI - 489	COMBINATION SWITCH	EICHER JUMBO	2100/-	20

COMBINATION SWITCHES AND SPARE PARTS OF SWITCHES FOR FORCE MOTORS VEHICLES

PROD. NO.	DESCRIPTION	APPLICATION	MRP(INR)	STD.PKG
AI - 409	COMBINATION SWITCH	JUDO / GAMA / CRUISER	755/-	24
AI - 410	COMBINATION SWITCH	TEMPO TRAX	755/-	24
AI - 426	COMBINATION SWITCH	TEMPO TRAVELLER	845/-	24
AI - 426 HC	HORN CONTACT KIT	TEMPO TRAVELLER	35/-	
AI - 445	COMBINATION SWITCH (WIPER - 10+HEAD LIGHT-9=19 PINS)	NEW TEMPO TRAVELLER/ TEMPO TRAX / CRUISER	900/-	24

SWITCHES FOR TOYOTA VEHICLES

PROD. NO.	DESCRIPTION	APPLICATION	MRP(INR)	STD.PKG
AI - 496 A	HEAD LIGHT SWITCH UNIT WITH FOG LAMP FUNCTION	INNOVA	1405/-	

SWITCHES AND SPARE PARTS OF SWITCHES FOR TATA MOTORS VEHICLES

PROD. NO.	DESCRIPTION	APPLICATION	MRP(INR)	STD.PKG
AI-452 A	HEAD LIGHT SWITCH UNIT ASSY.	INDICA / INDIGO (NEW) CS / E CS	465/-	
AI - 453	COMBINATION SWITCH	SUMO VICTA	890/-	24
AI - 454	COMBINATION SWITCH	INDIGO NEW	935/-	24
AI - 461	COMBINATION SWITCH (METAL BODY)	TATA 1210	475/-	50
AI - 462	COMBINATION SWITCH (PLASTIC BODY)	TATA 1210	465/-	50
AI - 463	COMBINATION SWITCH (SELF CANCELLATION)	TATA 1612 / 1210	490/-	50
AI - 465	COMBINATION SWITCH	TATA - TC	540/-	50
AI - 423 HC	HORN CONTACT KIT	TATA SUMO	46/-	
AI - 425 HC	HORN CONTACT KIT	AI-423, 424, 425, 426, 429	52/-	
AI - 451 HC	HORN CONTACT KIT	AI-451, 452, 453, 454, 456	35/-	
AI - 331	PIANO KEY SWITCH (PL / HL / P / W)	TATA HCV	115/-	
AI - 332	PIANO KEY SWITCH (W / P / B / B)	TATA HCV	115/-	
AI - 343	PIANO SWITCH (PLAIN)	TATA LCV	42/-	
AI - 273	HAZARD WARNING SWITCH (PUSH PULL TYPE)	TATA HCV	205/-	
AI - 471	MAIN LINE SWITCH	TATA HCV/MCV	200/-	
AI - 481	STARTER SWITCH	TATA HCV / MCV	67/-	

SWITCHES FOR PREMIER VEHICLES

PROD. NO.	DESCRIPTION	COUPLER	CABLE	APPLICATION	MRP(INR)	STD.PKG
AI - 405	COMBINATION SWITCH	20	18	PREMIER PADMINI	735/-	24
AI - 166	PIANO SWITCH DOUBLE (ORANGE)				150/-	
AI - 167	PIANO SWITCH DOUBLE (GREEN)				150/-	
AI - 168	PIANO SWITCH DOUBLE (RED)				150/-	
AI - 169	PIANO SWITCH DOUBLE (YELLOW)				150/-	

SWITCHES FOR SWARAJ MAZDA VEHICLES

PROD. NO.	DESCRIPTION	APPLICATION	MRP(INR)	STD.PKG
AI - 488	COMBINATION SWITCH WITH H/W SWITCH	T-3500, T-4100	1250/-	20

COMBINATION SWITCHES FOR HINDUSTAN MOTORS VEHICLES

PROD. NO.	DESCRIPTION	APPLICATION	MRP(INR)	STD.PKG
AI - 123	COMBINATION SWITCH	AMBASSADOR DELUXE	625/-	
AI - 124	COMBINATION SWITCH (WITHOUT COVER)	AMBASSADOR NOVA	540/-	
AI - 127	COMBINATION SWITCH (WITH H/W SWITCH)	AMB. AFTER SEPT. 96	600/-	
AI - 123 A	LEVEL ASSEMBLY - H/L (LONG)	AMBASSADOR	68/-	
AI - 123 B	LEVEL ASSEMBLY - F (SHORT)	AMBASSADOR	68/-	
AI - 127 HC	HORN CONTACT	AMBASSADOR	37/-	
AI - 253	HEAD LIGHT SWITCH WITH CABLE ASSY.	AMBASSADOR	155/-	
AI 281	WIPER AND W/S WASH SWITCH	AMBASSADOR	215/-	

COMBINATION SWITCHES FOR AMW VEHICLES

PROD. NO.	DESCRIPTION	APPLICATION	MRP(INR)	STD.PKG
AI - 469	COMBINATION SWITCH	AMW TRUCKS	1750/-	15

COMBINATION SWITCHES FOR RENAULT / NISSAN VEHICLES

PROD. NO.	DESCRIPTION	APPLICATION	MRP(INR)	STD.PKG
AI - 606 A	HEADLIGHT SWITCH UNIT (TYPE 1)	DUSTER / LOGAN / VERITO	1350/-	
AI - 607 A	H/L SWITCH UNIT WITH HORN FUNCTION (TYPE 2)	DUSTER / TERRANO	1350/-	
AI - 608 A	HEADLIGHT SWITCH UNIT (TYPE 3)	NEW GEN DUSTER / TERRANO / LODGY	1350/-	

SWITCHES FOR ASHOK LEYLAND VEHICLES

PROD. NO.	DESCRIPTION	APPLICATION	MRP(INR)	STD.PKG
AI - 440	COMBINATION SWITCH	ASHOK LEYLAND PARTNER (6 TYRE) LCV	945/-	24
AI - 442	COMBINATION SWITCH	ASHOK LEYLAND DOST	960/-	24
AI - 442 A	HEAD LIGHT SWITCH UNIT ASSY.	ASHOK LEYLAND DOST	450/-	
AI - 442 B	WIPER SWITCH UNIT ASSY.	ASHOK LEYLAND DOST	415/-	
AI - 450	COMBINATION SWITCH	ASHOK LEYLAND MITR BUS	960/-	24
AI - 464	COMBINATION SWITCH (SELF CANCELLATION - 9 WIRE)	ASHOK LEYLAND	525/-	50
AI - 466	COMBINATION SWITCH (NEW - 2 SPEED WIPER)	ASHOK LEYLAND	735/-	50
AI - 467	COMBINATION SWITCH (SELF CANCELLATION - 13 WIRE)	ASHOK LEYLAND CARGO	735/-	36
AI - 472	IGNITION STARTER SWITCH	ASHOK LEYLAND	200/-	
AI - 473	IGNITION SWITCH	ASHOK LEYLAND	190/-	

COMBINATION SWITCHES FOR JCB VEHICLES

PROD. NO.	DESCRIPTION	APPLICATION	MRP(INR)	STD.PKG
AI - 541	COMBINATION SW-2 STALK RH FOR LIGHT / WIPER & LH FOR FRONT / REVERSE	JCB 3D / 3DX / LIFTALL	4400/-	
AI - 541 L	COMBINATION SWITCH - LH FOR FRONT / REVERSE		2100/-	
AI - 541 R	COMBINATION SWITCH - RH FOR LIGHT / WIPER		2500/-	

SWITCHES FOR PIAGGIO VEHICLES (3 WHEELER)

PROD. NO.	DESCRIPTION	APPLICATION	MRP(INR)	STD.PKG
AI - 341	HEAD LIGHT SWITCH	PIAGGIO	60/-	
AI - 342	WIPER SWITCH	PIAGGIO	44/-	

PIANO (ROCKER) SWITCH SINGLE WAY WITH LIGHT (SPST)

PROD. NO.	DESCRIPTION	APPLICATION	MRP(INR)	STD.PKG
AI - 161	PIANO SWITCH (ORANGE)	UNIVERSAL	82/-	
AI - 162	PIANO SWITCH (GREEN)	UNIVERSAL	82/-	
AI - 163	PIANO SWITCH (RED)	UNIVERSAL	82/-	
AI - 164	PIANO SWITCH (YELLOW)	UNIVERSAL	82/-	
AI - 165	PIANO SWITCH (BLUE)	UNIVERSAL	82/-	

PIANO (ROCKER) SWITCH 2 WAY PLAIN (SPDT)

PROD. NO.	DESCRIPTION	APPLICATION	MRP(INR)	STD.PKG
AI - 172	PIANO SWITCH (BLACK)	UNIVERSAL	63/-	
AI - 180	PIANO SWITCH (BLACK) - CENTRE OFF	UNIVERSAL	70/-	

PIANO (ROCKER) SWITCH SMALL

PROD. NO.	DESCRIPTION	APPLICATION	MRP(INR)	STD.PKG
AI - 321	PIANO SWITCH (SPST)	UNIVERSAL	36/-	
AI - 322	PIANO SWITCH (SPDT) - CENTRE OFF	UNIVERSAL	42/-	

PIANO (ROCKER) SWITCH SQUARE

PROD. NO.	DESCRIPTION	APPLICATION	MRP(INR)	STD.PKG
AI - 326	PIANO SWITCH (DPST)	UNIVERSAL	62/-	
AI - 327	PIANO SWITCH (DPDT) - CENTRE OFF	UNIVERSAL	78/-	

PIANO (ROCKER) SWITCH

PROD. NO.	DESCRIPTION	APPLICATION	MRP(INR)	STD.PKG
AI - 251	HEAD LIGHT SWITCH	UNIVERSAL	105/-	
AI - 252	WIPER SWITCH (2 - SPEED)	UNIVERSAL	105/-	

HAZARD WARNING SWITCH

PROD. NO.	DESCRIPTION	APPLICATION	MRP(INR)	STD.PKG
AI - 271	HAZARD WARNING SWITCH (PUSH ON - PUSH OFF TYPE)	UNIVERSAL	230/-	
AI - 273	HAZARD WARNING SWITCH (PUSH - PULL TYPE)	TATA - HCV	205/-	

RELAYS

PROD. NO.	DESCRIPTION	APPLICATION	MRP(INR)	STD.PKG
AI - 1405	ELECTRICAL DUAL HEAD LAMP RELAY	12 V / 40A (UNIVERSAL)	215/-	120
AI - 1410	ELECTRICAL DUAL HEAD LAMP RELAY KIT	12 V/40A (UNIVERSAL)	630/-	36
AI - 1415	ELECTRICAL DUAL HEAD LAMP RELAY	24 V/15A (UNIVERSAL)	215/-	120

ELECTRIC HORN

PROD. NO.	DESCRIPTION	APPLICATION	MRP(INR)	STD.PKG
AI - 931	DISC TYPE SEALED HORN (96 MM DIA) HIGH TONE SINGLE	12 V - UNIVERSAL	275/-	50
AI - 933	DISC TYPE SEALED HORN (96 MM DIA) PAIR	12 V - UNIVERSAL	550/-	30
AI - 937	DISC TYPE SEALED HORN (96 MM DIA) HIGH TONE SINGLE	24 V - UNIVERSAL	290/-	50
AI - 939	DISC TYPE SEALED HORN (96 MM DIA) PAIR	24 V - UNIVERSAL	580/-	30
AI - 941	DISC TYPE SEALED HORN DLX (96 MM DIA) HIGH TONE SINGLE	12 V - UNIVERSAL	300/-	50
AI - 943	DISC TYPE SEALED HORN DLX (96 MM DIA) PAIR	12 V - UNIVERSAL	600/-	30
AI - 3006	WINDTONE HORN (85 MM DIA) BLACK - PAIR	12 V - UNIVERSAL	590/-	36
AI - 3007	WINDTONE HORN (85 MM DIA) RED - PAIR	12 V - UNIVERSAL	610/-	

PVC INSULATED THIN WALL AUTO CABLES (105 DEG. CENT.)

S. No.	ITEM CODE	CABLE COLOUR	MARKET SIZE	CABLE SIZE	MRP FOR 25 MTS.
1	AI - 621 R	RED	3	0.5 MM SQ	165/-
2	AI - 621 BK	BLACK			
3	AI - 621 G	GREEN			
4	AI - 621 BL	BLUE			
5	AI - 621 Y	YELLOW			
6	AI - 622 R	RED	4	0.75 MM SQ	235/-
7	AI - 622 BK	BLACK			
8	AI - 622 G	GREEN			
9	AI - 622 BL	BLUE			
10	AI - 622 Y	YELLOW			
11	AI - 622 BR	BROWN			
12	AI - 622 W	WHITE			
13	AI - 622 GY	GREY			
14	AI - 622 OR	ORANGE			
15	AI - 622 V	VIOLET			
16	AI - 623 R	RED	5	1.00 MMSQ	300/-
17	AI - 623 BK	BLACK			
18	AI - 623 G	GREEN			
19	AI - 623 BL	BLUE			
20	AI - 623 Y	YELLOW			
21	AI - 623 BR	BROWN			
22	AI - 623 W	WHITE			
23	AI - 623 GY	GREY			
24	AI - 623 OR	ORANGE			
25	AI - 623 V	VIOLET			
26	AI - 624 R	RED	6	1.50MM SQ	430/-
27	AI - 624 BK	BLACK			
28	AI - 624 G	GREEN			
29	AI - 624 BL	BLUE			
30	AI - 624 Y	YELLOW			
31	AI - 624 BR	BROWN			
32	AI - 624 W	WHITE			
33	AI - 624 GY	GREY			
34	AI - 624 OR	ORANGE			
35	AI - 624 V	VIOLET			
36	AI - 625 R	RED	7	2.50MM SQ	690/-
37	AI - 625 BK	BLACK			
38	AI - 625 G	GREEN			
39	AI - 625 BL	BLUE			
40	AI - 625 Y	YELLOW			
41	AI - 626 R	RED	8	4.00MM SQ	1140/-
42	AI - 626 BK	BLACK			
43	AI - 626 G	GREEN			
44	AI - 626 BL	BLUE			
45	AI - 626 Y	YELLOW			
46	AI - 627 R	RED	9	6.00MM SQ	1630/-
47	AI - 627 BK	BLACK			
48	AI - 627 G	GREEN			
49	AI - 627 BL	BLUE			
50	AI - 627 Y	YELLOW			










PVC INSULATED AUTOMOTIVE CABLES

S. No.	ITEM CODE	CABLE COLOUR	MARKET SIZE	CABLE SIZE	MRP FOR 25 MTS.
1	AI - 631 R	RED	3	0.5 MM SQ	180/-
2	AI - 631 BK	BLACK			
3	AI - 631 G	GREEN			
4	AI - 631 BL	BLUE			
5	AI - 631 Y	YELLOW			
6	AI - 632 R	RED	4	1.00 MM SQ	300/-
7	AI - 632 BK	BLACK			
8	AI - 632 G	GREEN			
9	AI - 632 BL	BLUE			
10	AI - 632 Y	YELLOW			
11	AI - 633 R	RED	5	2.00 MM SQ	550/-
12	AI - 633 BK	BLACK			
13	AI - 633 G	GREEN			
14	AI - 633 BL	BLUE			
15	AI - 633 Y	YELLOW			
16	AI - 634 R	RED	6	2.50 MM SQ	670/-
17	AI - 634 BK	BLACK			
18	AI - 634 G	GREEN			
19	AI - 634 BL	BLUE			
20	AI - 634 Y	YELLOW			
21	AI - 635 R	RED	7	3.00 MM SQ	845/-
22	AI - 635 BK	BLACK			
23	AI - 635 G	GREEN			
24	AI - 635 BL	BLUE			
25	AI - 635 Y	YELLOW			
26	AI - 636 R	RED	8	4.50 MM SQ	1240/-
27	AI - 636 BK	BLACK			
28	AI - 636 G	GREEN			
29	AI - 636 BL	BLUE			
30	AI - 636 Y	YELLOW			
31	AI - 637 R	RED	9	6.00 MM SQ	1625/-
32	AI - 637 BK	BLACK			
33	AI - 637 G	GREEN			
34	AI - 637 BL	BLUE			
35	AI - 637 Y	YELLOW			







POWER WINDOW SWITCHES FOR MARUTI VEHICLES

PROD NO.	DESCRIPTION	APPLICATION	MRP (INR)	PHOTO
AI-221 - M	POWER WINDOW SWITCH MAIN (2)-7 PINS DARK GREY FINISH	ALTO TYPE 1 (OLD MODEL)	450/-	
AI-221 - S	POWER WINDOW SWITCH SUB(1)-5 PINS DARK GREY FINISH	ALTO TYPE 1 (OLD MODEL)	245/-	
AI-222 - M	POWER WINDOW SWITCH MAIN (4)-13 PINS	SWIFT (OLD MODEL)	920/-	
AI-222 - S	POWER WINDOW SWITCH SUB(1)-5 PINS	SWIFT (OLD MODEL)	190/-	
AI-223 - M	POWER WINDOW SWITCH MAIN (4) + DOOR LOCK + WINDOW LOCK - 18 PINS	SWIFT (NEW MODEL)	1250/-	
AI-224 - M	POWER WINDOW SWITCH MAIN (4) + WINDOW LOCK - 13 PINS	ZEN ESTILLO / WAGON R (2010 ONWARDS) & STINGRAY	1290/-	
AI - 225 M	POWER WINDOW SWITCH MAIN (2) + WINDOW LOCK - 13 PINS	ZEN ESTILLO / WAGON R (2010 ONWARDS) & STINGRAY	1240/-	








POWER WINDOW SWITCHES FOR HYUNDAI VEHICLES

AI - 201 - M	POWER WINDOW SWITCH MAIN (2) - 7 PINS, GREY FINISH	SANTRO TYPE I (OLD MODEL)	138/-	
AI - 201 - S	POWER WINDOW SWITCH SUB (1) - 5 PINS, GREY FINISH	SANTRO TYPE I (OLD MODEL)	105/-	
AI - 202 - M	POWER WINDOW SWITCH MAIN (2) - 8 PINS, BLACK FINISH	SANTRO XING	370/-	
AI - 202 - S	POWER WINDOW SWITCH SUB (1) - 8 PINS, BLACK FINISH	SANTRO XING	210/-	
AI - 232 - M	POWER WINDOW SWITCH MAIN (2) - 10 PINS BLACK FINISH	SANTRO XING (NEW MODEL)	575/-	
AI - 203 - M	POWER WINDOW SWITCH MAIN (4) + POWER LOCK - 11 PINS	ACCENT	875/-	
AI - 203 - S	POWER WINDOW SWITCH SUB (1) - 5 PINS	ACCENT	215/-	
AI - 204 - M	POWER WINDOW SWITCH MAIN (4) + WINDOW LOCK + MIRROR ADJUST - 14 PINS & 7 PINS	ACCENT CRDI	1575/-	
AI - 204 - S	POWER WINDOW SWITCH SUB (1) - 7 PINS	ACCENT CRDI	240/-	





POWER WINDOW SWITCHES FOR HYUNDAI VEHICLES

PROD NO.	DESCRIPTION	APPLICATION	MRP (INR)	PHOTO
AI - 231 M	POWER WINDOW SWITCH MAIN (4) + WINDOW LOCK - 14 PINS	i20	1690/-	
AI - 233 M	POWER WINDOW SWITCH MAIN (4) + WINDOW LOCK + DOOR LOCK - 14 PINS	VERNA (OLD MODEL)	1450/-	
AI - 234 M	POWER WINDOW SWITCH MAIN (4) + DOOR LOCK + WINDOW LOCK - 14 PINS	VERNA FLUDIC	1450/-	
AI - 234 S	POWER WINDOW SWITCH SUB - 7 PINS	VERNA/ FLUIDIC / i-10	315/-	
AI - 235 M	POWER WINDOW SWITCH MAIN (4) + WINDOW LOCK - 14 PINS	i-10	1575/-	
AI - 236 M	POWER WINDOW SWITCH MAIN (4) + WINDOW LOCK + DOOR LOCK - 18 PINS	CRETA	1800/-	



POWER WINDOW SWITCHES FOR MAHINDRA VEHICLES

AI - 211 - M	POWER WINDOW SWITCH MAIN (4) WITH CURVED EDGES - 9 PINS & 3 PINS	BOLERO O/M & FORD IKON	595/-	
AI - 212 - M	POWER WINDOW SWITCH MAIN (4)-14 PINS	BOLERO ZLX (NEW MODEL)	1050/-	
AI - 213 - S	POWER WINDOW SWITCH SUB (1) - 6 PINS	SCORPIO CRDI	210/-	
AI - 214 - M	POWER WINDOW SWITCH MAIN (4) + WINDOW LOCK - 12 PINS	SCORPIO S2 (NEW MODEL)	1500/-	
AI - 215 M	POWER WINDOW SWITCH MAIN (4) + WINDOW LOCK - 11 PINS	XYLO	1500/-	
AI - 216 - M	POWER WINDOW SWITCH MAIN (4) + WINDOW LOCK - 10 PINS (WITHOUT COVER)	SCORPIO CRDI	1290/-	
AI - 217 - M	POWER WINDOW SWITCH MAIN (4) + WINDOW LOCK - 14 PINS	SCORPIO T2	1600/-	

POWER WINDOW SWITCHES FOR TOYOTA VEHICLES

AI - 205 M	POWER WINDOW SWITCH MAIN (4) + WINDOW LOCK + DOOR LOCK - 14 PINS	INNOVA	1425/-	
AI - 205 S	POWER WINDOW SWITCH SUB (1) - 5 PINS	INNOVA	190/-	
AI - 246 M	POWER WINDOW SWITCH MAIN (4) + DOOR LOCK + WINDOW LOCK - 14 PINS	QUALIS	1440/-	
AI - 246 S	POWER WINDOW SWITCH SUB - 5PINS	QUALIS	190/-	




POWER WINDOW SWITCHES FOR TOYOTA VEHICLES

PROD NO.	DESCRIPTION	APPLICATION	MRP (INR)	PHOTO
AI - 247 M	POWER WINDOW SWITCH MAIN (4) + DOOR LOCK + WINDOW LOCK - 15 PINS	COROLLA ALTIS	1690/-	
AI - 247 S	POWER WINDOW SWITCH SUB (1) - 5 PINS	COROLLA ALTIS	360/-	



POWER WINDOW SWITCHES FOR FORD VEHICLES

AI - 248 M	POWER WINDOW SWITCH MAIN (4) + WINDOW LOCK - 12 PINS	FIESTA	1290/-	
AI - 248 S	POWER WINDOW SWITCH SUB - 6 PINS	FIESTA	240/-	
AI - 249 M	POWER WINDOW SWITCH MAIN (4) + WINDOW LOCK - 8 PINS + 3 PINS	FUSION	920/-	
AI - 249 S	POWER WINDOW SWITCH SUB - 7 PINS	FUSION	105/-	





POWER WINDOW SWITCHES FOR RENAULT VEHICLES

AI - 250 M	POWER WINDOW SWITCH MAIN (2) BLUE CONNECTOR - 10 PINS	DUSTER	575/-	
AI - 250 S	POWER WINDOW SWITCH SUB - 6 PINS (BLUE CONNECTOR)	DUSTER	285/-	
AI - 251 M	POWER WINDOW SWITCH MAIN (2) WHITE CONNECTOR - 10 PINS	DUSTER	575/-	




POWER WINDOW SWITCHES FOR HONDA VEHICLES

AI - 261 M	POWER WINDOW SWITCH MAIN (4) + WINDOW LOCK - 20 PINS	CITY T3	1165/-	
AI - 262 M	POWER WINDOW SWITCH MAIN (4) + DOOR LOCK + WINDOW LOCK - 23 PINS	CITY T4	1440/-	











POWER WINDOW SWITCHES FOR CHEVROLET VEHICLES

AI - 210 M	POWER WINDOW SWICH MAIN (4) + WINDOW LOCK - 10 PINS	TAVERA	1400/-	
AI - 210 S	POWER WINDOW SWITCH SUB (1) - 5 PINS	TAVERA	265/-	
AI - 220 M	POWER WINDOW SWITCH MAIN (4) + WINDOW LOCK - 14 PINS	ENJOY	1590/-	
AI - 220 S	POWER WINDOW SWITCH SUB (1) - 8 PINS	TAVERA	645/-	



POWER WINDOW SWITCHES FOR VOLKS WAGON & SKODA VEHICLES

PROD NO.	DESCRIPTION	APPLICATION	MRP (INR)	PHOTO
AI - 209	POWER WINDOW SWITCH MAIN (4) + WINDOW LOCK - 10 PINS	POLO / VENTO	785/-	
AI - 218 M	POWER WINDOW SWITCH MAIN (4) + WINDOW LOCK + DOOR LOCK & OPEN - 10 PINS	OCTAVIA (OLD MODEL)	895/-	
AI - 219 M	POWER WINDOW SWITCH MAIN (2) - 4 PINS	FABIYA	390/-	



POWER WINDOW SWITCHES FOR TATA VEHICLES

AI - 206 M	POWER WINDOW SWITCH MAIN (4) + WINDOW LOCK - 11 PINS	INDICA (OLD MODEL)	1025/-	
AI - 241 F/L/S	POWER WINDOW SWITCH (FRONT LEFT SUB) MAPLE FINISH - 5 PINS (WHITE COUPLER)	SAFARI	800/-	
AI - 241 R/R/S	POWER WINDOW SWITCH (REAR RIGHT SUB) MAPLE FINISH - 5 PINS (WHITE COUPLER)	SAFARI	800/-	
AI - 241 R/L/S	POWER WINDOW SWITCH SUB (REAR LEFT SUB) MAPLE FINISH 5 PINS (WHITE COUPLER)	SAFARI	800/-	
AI - 242 M	POWER WINDOW SWITCH MAIN (4) + WINDOW LOCK GOLDEN FINISH - 20 PINS	INDICA VISTA / MANZA	975/-	
AI 242 F/L/S	POWER WINDOW SWITCH (FRONT LEFT SUB) GOLDEN FINISH - 6 PINS	INDICA VISTA / MANZA	600/-	
AI 242 R/R/S	POWER WINDOW SWITCH (REAR RIGHT SUB) GOLDEN FINISH - 6 PINS	INDICA VISTA / MANZA	450/-	
AI - 242 R/L/S	POWER WINDOW SWITCH (REAR LEFT SUB) GOLDEN FINISH - 6 PINS	INDICA VISTA / MANZA	450/-	
AI - 243 M	POWER WINDOW SWITCH MAIN (2), GOLDEN FINISH - 6 PINS	INDICA VISTA / MANZA	1000/-	
AI - 241 M	POWER WINDOW SWITCH MAIN (4) + MIRROR ADJUST + WINDOW LOCK 12+7+2 = 21 PINS	SAFARI DICOR	2100/-	

POWER WINDOW SWITCHES FOR UNIVERSAL VEHICLES

AI - 207	POWER WINDOW SWITCH - MIDDLE OFF - 5 PINS	UNIVERSAL	100/-	
AI - 208	POWER WINDOW SWITCH PUSH PULL - 5 PINS	UNIVERSAL	100/-	

AIRCONDITIONER & BLOWER SWITCHES

AI - 201 AC	AIR CONDITIONER SWITCH - 9 PINS	HYUNDAI SANTRO	310/-	
AI - 211 AC	AIR CONDITIONER SWITCH - 9 PINS	MAHINDRA BOLERO	425/-	



TERMS AND CONDITIONS

1. All the Prices are Ex-Factory.
2. All prices are subject to alteration for any reason whatsoever, without prior notice.
3. All the reasonable precautions will be taken to ensure that the goods are properly checked inspected and packed for despatch. In the event of any loss, damage or breakage, we do not undertake any responsibility. Our responsibility ceases, when the goods are loaded on the Rail/Lorry and/or the Receipt is obtained from the Carriers. Insurance if required should be arranged only by the Purchasers at their end.
4. We reserve right to alter the design of any listed product to ensure the quality of the terms without any notice.
5. Prices listed are subject to Normal trade discount as applicable.
6. Matters uncovered by the above conditions will rest at our description, failing which Jurisdiction of Mumbai Court alone will govern the dispute if any.
7. This price list supersedes our earlier price list.



anupam industries

104, GURU GOBIND SINGH IND. ESTATE, OFF. WESTERN EXPRESS HIGHWAY,
GOREGAON (EAST), MUMBAI - 400 063
TEL. : 022-2685 4140 / 2685 5302 / 2685 9344
E-mail : aianupam@gmail.com / sales.anupamind@gmail.com
Website : www.anupamind.com

*** Disclaimer : Product images are for indicative use only and specifications are subject to change without any prior notice.**